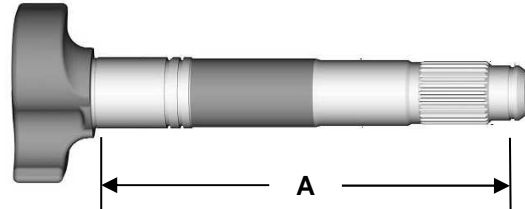


TRUCK BRAKE CAMSHAFTS



L.H. Cams
view from
head end

R.H. Cams
view from
head end



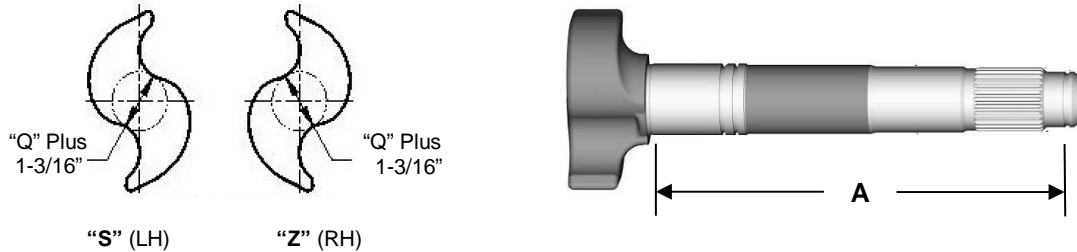
1-1/2" (38mm) – 10 Spline 16-1/2" Brakes

Part Number	Meritor Part Number	"S" or "Z"	A mm	Spline	Camshaft Repair Kit
ZE2478B	2210W5639S	Z	215mm	10	ZE2086B
ZE2479B	2210X5640S	S	215mm	10	ZE2086B
ZE4708B	2210A5357S	Z	316mm	10	ZE2086B
ZE4709B	2210B5358S	S	316mm	10	ZE2086B

1-1/2" (38mm) – 28 Spline 16-1/2" Brakes

Part Number	Meritor Part Number	"S" or "Z"	A mm	Spline	Camshaft Repair Kit
ZE9649	2210Q7427	S	217mm	28	ZE2086B
ZE9650	2210P7426	Z	217mm	28	ZE2086B
ZE9651	2210G7443	S	230mm	28	ZE2086B
ZE9652	2210F7442	Z	230mm	28	ZE2086B
ZE9659	2210J7524	S	284mm	28	ZE2086B
ZE9660	2210H7522	Z	284mm	28	ZE2086B
ZE9661	2210W7537	S	294mm	28	ZE2086B
ZE9662	2210V7536	Z	294mm	28	ZE2086B
ZE9663	2210C7543	S	297mm	28	ZE2086B
ZE9664	2210B7542	Z	297mm	28	ZE2086B
ZE9665	2210L7552	S	303mm	28	ZE2086B
ZE9666	2210K7551	Z	303mm	28	ZE2086B
ZE9667	2210C7569	S	316mm	28	ZE2086B
ZE9668	2210B7568	Z	316mm	28	ZE2086B
ZE9675	2210J7628	S	358mm	28	ZE2086B
ZE9676	2210H7626	Z	358mm	28	ZE2086B
ZE9677	2210A7645	S	370mm	28	ZE2086B
ZE9678	2210Z7644	Z	370mm	28	ZE2086B
ZE9681	2210A7671	S	386mm	28	ZE2086B
ZE9682	2210Z7670	Z	386mm	28	ZE2086B

TRUCK BRAKE CAMSHAFTS



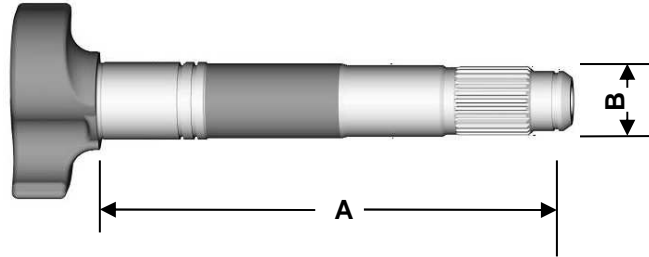
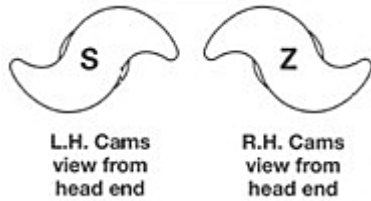
1-1/2" (38mm) – 28 Spline 16-1/2" Brakes

Part Number	Meritor Part Number	"S" or "Z"	A mm	Spline	Camshaft Repair Kit
ZE9683	2210S7689	S	399mm	28	ZE2086B
ZE9684	2210R7688	Z	399mm	28	ZE2086B
ZE9687A	2210H5546	S	230mm	28	ZE2086B
ZE9688A	2210G5545	Z	230mm	28	ZE2086B
ZE11516	2210B7412	Z	208mm	28	ZE2086B
ZE11517	2210C7413	S	208mm	28	ZE2086B
ZE11526	2210P7452	Z	236mm	28	ZE2086B
ZE11527	2210Q7453	S	236mm	28	ZE2086B
ZE11540	2210K7499	Z	269mm	28	ZE2086B
ZE11541	2210L7500	S	269mm	28	ZE2086B
ZE11576	2210P7660	Z	380mm	28	ZE2086B
ZE11577	2210Q7661	S	380mm	28	ZE2086B
ZE11584	2210V7692	Z	401mm	28	ZE2086B
ZE11585	2210W7693	S	401mm	28	ZE2086B
ZE11964	2210K7395F	Z	196mm	28	
ZE11965	2210L7396F	S	196mm	28	
	Z2210D7960	S	525mm	28	
	Z2210E7961	Z	525mm	28	
	Z2210M7631	Z	362mm	28	
	Z2210N7632	S	362mm	28	

1-1/2" (38mm) – 28 Spline 15" Brakes

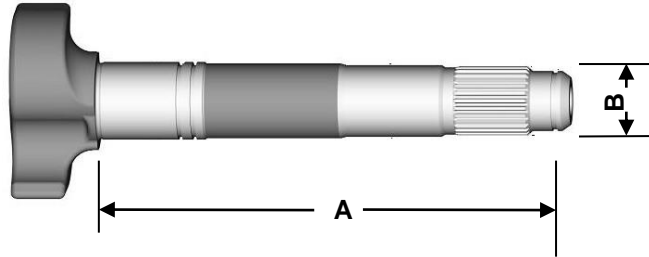
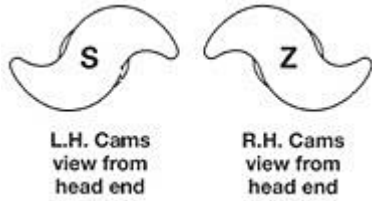
Part Number	Meritor Part Number	"S" or "Z"	A mm	Spline	Camshaft Repair Kit
ZE11959	Z2210C7959	Z	593mm	28	
ZE11958	Z2210B7958	S	593mm	28	

TRAILER BRAKE CAMSHAFTS



Part Number	"S" or "Z"	A mm	B Inch/mm	Spline	Type	Model
ZA1480	Z	522	1-½" / 38	10	Parallel	ROR TM
ZA1481	Z	520	1-½" / 38	10	Stepped	ROR TM BMX
ZA1482	S	520	1-½" / 38	10	Stepped	ROR TM BMX
ZA1483	Z	520	1-½" / 38	10	Stepped	ROR Early TM Low Loader
ZA1484	S	520	1-½" / 38	10	Stepped	ROR Early TM Low Loader
ZA1490	S	522	1-½" / 38	10	Parallel	ROR TM
ZA1493	Z	518	1-½" / 38	10	Stepped	ROR Early TM 3 Circlip Groove
ZA1494	S	518	1-½" / 38	10	Stepped	ROR Early TM 3 Circlip Groove
ZA1563	Z	605	1-½" / 38	10	Stepped	ROR Late TM, TE9000
ZA1564	S	605	1-½" / 38	10	Stepped	ROR Late TM, TE9000
ZA1872	Z	518	1-½" / 38	10	Stepped	ROR LM, TM & TE9000 Single Circlip Groove
ZA1873	S	518	1-½" / 38	10	Stepped	ROR LM, TM & TE9000 Single Circlip Groove
ZA1878	Z	582	1-½" / 38	10	Stepped	ROR LM, TM & TE9000
ZA1879	S	582	1-½" / 38	10	Stepped	ROR LM, TM & TE9000
ZE1094	Z	595	1-½" / 38	10	Parallel	IMT 202100-236R
ZE1095	S	595	1-½" / 38	10	Parallel	IMT 202100-236L
ZE1410	Z	537	1-½" / 38	10	Parallel	IMT 202103-213RH
ZE1411	S	537	1-½" / 38	10	Parallel	IMT 202103-213LH
ZE1422	Z	591	1-½" / 38	10	Parallel	IMT 202103-233RH
ZE1423	S	591	1-½" / 38	10	Parallel	IMT 202103-233LH
ZE1424	Z	518	1-½" / 38	10	Parallel	IMT 202100-205R – Fruehauf
ZE1425	S	518	1-½" / 38	10	Parallel	IMT 202100-205L – Fruehauf
Z202109/165R	Z	419	1-½" / 38	10	Parallel	IMT202109/165R RH
Z202109/165L	S	419	1-½" / 38	10	Parallel	IMT 202109/165L LH
ZWT2010	Z	597	1-½" / 38	10	Parallel	IMT 202109/236R RH
ZWT2009	S	597	1-½" / 38	10	Parallel	IMT 202109/236L LH
ZE1563	S	410	1-½" / 38	37	Parallel	Fruehauf 16-½" Brakes
ZE1564	Z	410	1-½" / 38	37	Parallel	Fruehauf 16-½" Brakes
ZE1584	Z	410	1-½" / 38	37	Parallel	Fruehauf 12-¼" Brakes
ZE1585	S	410	1-½" / 38	37	Parallel	Fruehauf 12-¼" Brakes

TRAILER BRAKE CAMSHAFTS



Part Number	"S" or "Z"	A mm	B Inch/mm	Spline	Type	Model
ZA2476	Z	582	1-½" / 38	10	Stepped	ROR LM, TM & TE9000
ZA2477	S	582	1-½" / 38	10	Stepped	ROR LM, TM & TE9000
ZA2468	Z	520	1-½" / 38	10	Stepped	ROR LM, TM & TE9000 Late
ZA2469	S	520	1-½" / 38	10	Stepped	ROR LM, TM & TE9000 Late


BRAKE CHAMBERS

Service Brake Chamber



Z20SC Type 20
Z24SC Type 24
Z30SC Type 30

Spring Brake Chamber



Z2024GC Type 20/24
Z2424GC Type 24/24
Z2430GC Type 24/30
Z3030GC Type 30/30

ROR Brake Chamber



ZBB0060 Type 20/24RH
ZBB1020 Type 18/24 LH
ZBB1025 Type 18/24RH
ZBB1030 Type 20/24 LH Elsa 195
ZBB1035 Type 20/24 RH Elsa 195

BPW Brake Chamber



ZBB0030 Type 16 RH/LH
ZBB0050 Type 16/24 RH/LH
ZBB0070 Type 20/24 RH/LH
ZBB0075 Type 24/24 RH/LH

SAF Service Disc Brake Chamber



Z14SC/DISC
Type 14

SAF Spring Disc Brake Chamber



Z1416GC/DISC
Type 14/16

Meritor DX195 Front Brake Chamber



Z85124515
Type 16

Meritor DX195 Rear Brake Chamber



ZC23276T20X
Type 20/24